



Getting Started – Control Buttons:



Before First Use:

We strongly recommend to fill the kettle with regular tap water at MAX Level (1.7L), bring it to a full boil by pressing the On/Off button . The red indicator light of the kettle will be powered together with a “beep” sound. The kettle will automatically shut off with a “beep” sound after boiling.

Remember:


- Always make sure that the kettle is positioned properly on its power base.
- Keep the outside surface of the kettle dry before turning it on.
- The kettle will automatically shut off once it reached the designated temperature. Temperature can be changed by pressing the  button accompanied by a “beep” sound and indicator light.
- Temperature varies $\pm 10^{\circ}\text{F}$ (5°C) however still within range for optimal brewing for tea and coffee.

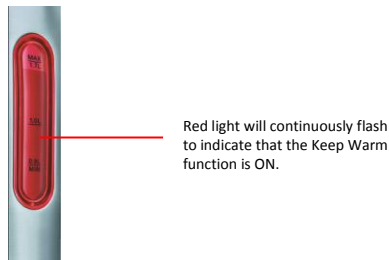
Know Your Ovente Kettle:

What is Keep Warm Function?

- Keep Warm Function can be used before, during or completion of the water heating cycle.
- It functions when temperature drops to 185°F and will reboil the water back to 212°F .
- The kettle will continuously stay on keep warm function for a period of 2 hours or as long as the kettle is not lifted off from the base. Once lifted from the base, the kettle will turn off. Repeat if desired.

To Use Keep Warm Function:

Press the On/Off button  for 3 seconds. You will hear a “beep” sound and the red indicator light will keep on flashing on the window display.



Variable Temperature Control:

The temperature indicator panel has 5 different preset Fahrenheit temperatures for optimal tea and coffee brewing.


212°F - Press the  button **once**; Red indicator light; Boiling Water

140°F – Press the  button **once**; Green light





158°F – Press the  button **twice**; Blue light

176°F – Press the  button **thrice**; Yellow light

194°F – Press the  button **four times**; Purple light

212°F - Hold the  button for **3 seconds**; Flashing red indicator light; Keep Warm Function

Troubleshooting:

Problem	Solution
Indicator light is not turning on but I heard a “beep” sound from the kettle	Ensure that the kettle is plugged in and positioned properly on the power base. Press the  once to boil water or  for desired temperature
Kettle is not heating water	Ensure that the kettle is plugged in and positioned properly on the power base. Press the  once to boil water or  for desired temperature. Check if the indicator light is powered ON. If kettle is still not heating water, please call Ovente’s Customer Service (855-926-2626)
Lid is only opening half way	This is normal for safety precautions. Open the lid fully and fill or pour water.
There are brown/red/white spots at the bottom of my kettle	This is normal especially on areas with hard water. Please refer to the instruction manual for descaling instructions.